



## THANKS FOR YOUR REFERRALS

Tammi Kroenung  
Bill Hancock  
Mary Beastall

Brandon & Team @ Lanz Heating & Cooling

Justin & Team @ Bash Heating & Cooling

Cheri & Team @ Castle Home Comfort

## Making *SENSE* of Upholstery Cleaning **CODES**

**In** the market for a new sofa or chair, or about to reupholster one... or maybe just trying to clean up a spill on the family furniture? If you are buying or reupholstering, you'll want to choose a fabric you love not just for its color, texture, pattern, and weave, but also for how it matches your lifestyle. Remember, eventually **SPILLS HAPPEN**... always, locate and read the fabric care tag!

### What do those codes on furniture tags really mean and where to find them?

These tags are usually under the cushions of a typical piece of upholstered furniture. But, you may have to undo a few zippers or buttons to find them, or they may be crinkled in small creases or underneath the furniture. And, don't assume your couch

or chair only has one tag - sometimes the seat cushions, back cushions, and pillows have different instructions. Each tag should include an indication of the recommended procedures for maintenance and routine cleaning of that particular piece of furniture. Part of the tag usually tells you that all new materials were used; this is a reference to the

*See "Making **SENSE** of **CODES**" on next page*

## KleenRite Testimonials

"Great service, staff & pricing!" - Joe & Yvonne Vitosky (Joey & Matthew)

"Lucas & Gavin came to the house, great young man, very professional, carpet looks great." - Tony Bamert

"They did an amazing job on all of my carpets and got out my toughest pet stains and my daughter's makeup stains. I am very pleased and they were quick."

- Suzanne Cameron (Matthew & Jordan)

"The guys just finished the job here. I want to tell you they were very polite, careful and did a great job. Thank you all for doing great work! We appreciate it!"

- Brian & Karen Swartz (Jeremy & Daymen)

"I needed help asap for a carpet emergency. Damen came very quickly, and I so appreciated his expertise! He went above and beyond to send two of his staff as quickly as possible to clean the carpet. The gentlemen who came were friendly and did a fantastic job! The carpet looks great now and the room smells wonderful! I would heartily recommend them!"

- Judy Khazoum (Damon & Mike)



There when you need us!

**(217) 351-4930**

**www.kleenrite.net**

stuffing inside the piece, which is important. But, what you really want to know is how to keep this piece of furniture looking its best, **so look for a second tag...**

### The Cleaning Tag

You should find a tag that specifically lists a cleaning code. Before we go into what these codes mean, please note that these tags and codes are merely a guideline to assist you in spot cleaning only. The tag is also an indication to the professional cleaner how to avoid color loss, bleeding, browning or shrinkage during cleaning.

The fabrics that are used to upholstered furniture are made from a variety of fibers including cotton, polyester, silk, rayon, nylon, polypropylene, acrylic, wool, and more. Different fibers have different reactions to cleaning solvents. Additionally, these fibers can be woven in a variety of ways, and have unique dye methods, colors, and patterns. All of these variations can make cleaning challenging, but not impossible - if you know what you're doing!

Improper selection of cleaning agents or methods can lead to permanent damage to fabrics. An example is crushed velvet. If it is treated improperly, it can lose its softness, luster and crimp. This sort of damage is irreversible. Many floral or multicolored patterns are printed on

the fabric rather than woven into it. Extra care must be taken when cleaning these as the colors are only on the surface. The wrong chemical can actually remove the printed dyes, or destabilize them to the point that the colors run into each other. Again, this is uncorrectable.

So, before you go out and buy a spotter at the store to clean that stubborn stain from your couch or chair, check to see how your furniture should be cleaned by checking the tag. The cleaning codes will indicate how to properly clean the upholstery. Here are the four primary upholstery cleaning codes and what they mean:

**W:** This codes tells you to spot clean only with water based shampoo or foam upholstery cleaner. Remember, don't over wet the area or use any solvents.

**Please note:** this is NOT the same as being machine washable.

**S:** This codes tells you the opposite of "W" - it says to spot clean only with a water free dry cleaning solvent. Be careful not to oversaturate the material or to use any water. Always use solvents away from fire or flame in well-ventilated space. Avoid any product containing carbon tetrachloride which is highly toxic.

**WS or SW:** When you see this tag you may use a combination of dry-cleaning solvents and water-based cleaners.

The fabrics may be spot cleaned with a water-based foam or shampoo form of upholstery cleaner, or a mild dry-cleaning solvent.

**X:** If you have a fabric with cleaning code X, don't get it dirty because you probably can't do anything for it (beyond vacuuming or brushing the surface). It's kind of astonishing that fabric meant for upholstery might not be able to be cleaned, but... yep! It happens. This is a really important one which means to clean only by vacuuming or light brushing with a non-metallic, stiff bristle brush. Never use any water or solvent-based cleaners on furniture that has this tag.

No matter what tag you see, remember these basic suggestions:

- Always clean spills promptly, calling a professional if you are in doubt.
- Never rub but rather blot up liquids to avoid damaging the fabric fibers.
- Always start cleaning from the outside of the stain, working your way in, to avoid spreading the stain.
- Do not remove cushion covers for cleaning as they may shrink or misshape and not go back on properly.

For more information or professional assistance, please call **Kleenrite** today. **We will be happy to help!**

### The Good Life




### Good Clean Funnies

**What do you call a bear with no teeth?** A gummy bear!

**Why did two 4s skip dinner?** Because they already 8!

**What do you call a train with a cold?** A-choo choo train!

**What do you call a line of rabbits jumping backwards?** A receding hare-line!



This 3-ingredient sausage dip comes together in minutes and is sure to be a hit at your superbowl party or get-together.

### CROCKPOT Chicken Chili

#### Directions

Gather all ingredients.

Mix Velveeta, tomatoes, and cooked pork sausage together in a microwave-safe bowl.

Microwave on high for 3 minutes. Stir, and microwave until Velveeta is completely melted, about 2 more minutes.

**Serve with tortilla chips or your favorite crackers.**

#### Recipe Tips

If your guests like a little extra heat, fire up their taste buds by preparing this creamy, zesty recipe with Rotel Hot Diced Tomatoes and Green Chilies and Velveeta Jalapeño.

Store leftover dip in an airtight container in the refrigerator for up to 3 days. Reheat dip in the microwave before serving.

Recipe courtesy allrecipes.com

#### Ingredients

- 1 pound Velveeta, cut into 1/2-inch cubes
- 1 (10 ounce) can Rotel Diced Tomatoes and Green Chilies, undrained
- 1/2 pound breakfast pork sausage, cooked, drained

**Prep Time:** 5 mins

**Cook Time:** 5 mins

**Total Time:** 10 mins

**Servings:** 32





## FAMILY MATTERS: Why Genetic Cancer Testing is Important

For people who have a family history of cancer, the possibility of what genetic testing might reveal can be scary, yet having answers can be empowering.

According to the latest surveys, 80% of women report being afraid to get screened for cancer, primarily due to fear of the results. That said, 75% say they would actually find screenings like genetic testing reassuring if they were facing a potential health concern.

**Getting tested:** If you have family history of cancer, see if you meet the guideline criteria for genetic testing.

### A simple test that gives you options:

This test evaluates a patient's risk of developing 11 different types of hereditary cancer and provides a 5-year and remaining lifetime personalized risk for breast cancer. The test is a quick blood draw at the clinician's office.

If you're on the fence about getting tested for BRCA1, BRCA2 or other hereditary cancer mutations, consider if you have the following risk factors:

- A family history of cancer that is diagnosed at 50 or younger, (like breast cancer).
- Multiples of the same type of cancers on the same side of the family, like three colorectal cancers on the paternal side
- Rare cancers like ovarian or pancreatic cancer

If you have a family history of cancer and the slightest doubt that you could carry a gene mutation associated with cancer, get this simple blood test. Understanding your results can empower you and your care team to create a personalized plan to manage your risk and take proactive steps for your health.

BPT

**When someone in your family is diagnosed with cancer, it can raise questions. Is it a coincidence, or is there something that runs in the family?**

## 5 SIMPLE Ways to Personalize your Bathroom



### 1. Hang artwork that reflects your taste.

Hanging artwork in the bathroom is the easiest way to add personality. Find photos and prints with plants and trees in bright greens, reds and yellows. Or, use that art you've either purchased or been gifted by a friend, they will look right at home in your bathroom.

**Pro tip:** Choose waterproof frames that protect your art from humidity.

### 2. Update hardware to express your style.

The hardware you choose sets the tone and style of a bathroom. If you currently have cool polished silver drawer pulls, faucets, towel bars and other fixtures, consider switching to warm gold or bronze hardware with a brushed finish.


**3. Add a spa-like feel with plants.** Turn your bathroom into a tranquil retreat with plants. Adding plants can bring a sterile room to life and soften those hard lines. Choose plants that

thrive in humidity, like calatheas, monsteras, pothos, orchids or ferns. Look for planters that match your aesthetic or color scheme.

### 4. Control the ambiance with lighting.


Changing the lighting in your bathroom allows you to effortlessly control the ambiance. Dimmable white lights create a cozy atmosphere, but still offer enough illumination for shaving and applying makeup. Installing a dimmer switch allows you to adjust brightness to create a sunlike mood or a soothing evening glow.

**5. Add color and texture with paint and wallpaper.** Finally, a new coat of paint or wallpaper can do wonders for a bathroom. Tired of sterile white walls? Try baby blue or sage green to create a serene setting or warm reds and pinks for a homey feel. For textures and patterns, from florals to faux stone to geometric shapes look for wallpaper that reflects your theme.



BPT

**With these five simple tips you can turn your no-frill utilitarian bathroom into a relaxing space with a personalized feel, even if you are on a budget.**



BPT

**With access to more news and social media than generations past, Gen Z parents are faced with more options than ever before when it comes to raising their own kids.**



## How GEN Zers are Parenting Differently from their PARENTS

A new survey of 2,000 parents of children ages 0-6 found that more than four in five parents polled agree that there's no "one size fits all" approach when it comes to parenting, as they blend an average of three different parenting styles. *They are listed below.*

### Tough love trumps warm-and-fuzzy:

More than half prioritize preparing their child for the real world. This paradigm shift in parenting reflects the real-world focus of Gen Zers compared to previous generations, notably their own parents. It's more "actions have consequences" than "trophies for everyone." Younger parents follow their own intuition slightly more than they follow their parents' advice.

### Gen Z parents face generational trauma head on:

Despite Gen Z being the first generation raised with "gentle parenting" in mind, most of them lean more towards "cycle-breaking par-

enting" which focuses on healing generational trauma by actively identifying and addressing negative family patterns. This parenting style requires self-awareness, empathy, courage to face unresolved issues, and emotions.

**Gen Zers parent each child uniquely:** The majority of Gen Zers are choosing parenting styles based on what their individual child needs - rather than trying to make their preferred style work regardless of their child's personality. And they're tailoring their parenting style to suit the circumstances as well as the child.

Perhaps because they're having fewer children than previous generations and delaying having children due to the desire to achieve financial stability first, Gen Zers plan to be less traditional about raising children. They have a strong desire to make the world a better place and model this outlook for their children.



kleenrite.net



facebook.com/KleenRiteLL





Carpets Cleaned Right or Cleaned FREE!

(217) 351-4930 [kleenrite.net](http://kleenrite.net)


- Carpet Cleaning
- Rug Cleanup
- Tile & Grout Cleaning
- Commercial Carpet Cleaning
- Furniture & Upholstery Cleaning
- Pet Concerns
- Duct Cleaning
- Mold & Allergens
- Smoke & Fire Restoration
- Water Damage Restoration



**IICRC**  
Institute of Inspection Cleaning  
and Restoration Certification



FOLLOW KLEENRITE AT  
[facebook.com/KleenRiteLL](https://facebook.com/KleenRiteLL)



## Get FREE Carpet Cleaning! Seriously... It's FREE...

**For existing KleenRite clients** – Refer a friend and they get a free room of carpets cleaned the KleenRite way! Plus, when your friend becomes a KleenRite client, we'll send you a \$10 gift card to use toward your next cleaning. Why would we do this? Because we know that word of mouth is the best advertising in the world! It's a win-win-win!

**For new customers** – Call KleenRite for a free in-home carpet evaluation. While we're there, we will clean one room of carpet up to 200 sq. feet absolutely FREE! This is the best way for you to experience the KleenRite difference with no strings attached and risk-free! We'll give you an exact quote on the rest of your carpets too. Again, there is no obligation, small print or purchase requirement. It's just... FREE.

Offer valid only for addressee.